

Ford. Darien

VGG Final Report

## **Executive Summary**

Veteran Golf Gang (VGG) is a prototype mobile application with web application capabilities that would allow veterans to interact with one another through golf. Veterans would have the ability to sign up, create an account, find local golf groups or start their own. They would also be able to post events, find veteran resources, and buy official merchandise. Deliverables for this project include: The project displays a well-crafted user journey, enabling account setup, group and event coordination, and product purchases. Also included is a scalable Relational Database Design (ERD). Usability testing and iterative design confirmed the finalized user experience for Veteran Golf Gang. The application was able to fulfill the goal of providing veterans with a simplified user experience that would focus on building community.

## **Background and Motivation**

Numerous veterans struggle when they transition back to civilian life. Finding that everyday structure, sense of identity, and sense of belonging that they once had while in service can often fall short. Veterans tend to end up isolating themselves and not taking part in physical activity like they once did, which can cause mental and physical health problems. The motivation for this project is to help create that sense of normalcy and belonging again. There are plenty of veteran groups out there, but I want to create a platform where veterans can not only meet other veterans with similar interests but also build that social network. Getting active, like playing golf outdoors, has been shown to help ward off suicidal thoughts, and that is exactly

what I hope to inspire veterans to do. If we can help veterans feel like they have someone to connect with and they are not alone, we can work towards decreasing veteran suicide.

### **Problem Statement and Objectives**

Veterans need a place to find and connect with fellow veterans who share the same hobbies and interests like Golf, and have resources and organized events made available to them.

#### **Objectives**

The project aimed to design a system that allows users to:

- Create and manage user profiles
- Find and join local veteran golf groups
- Create new groups
- Browse and join events
- Filter events based on preferences
- Access veteran support resources
- Purchase merchandise through an integrated shop

#### **Deliverables**

- Fully designed mobile app prototype (Figma-style UI)
- Website interface
- Usability testing report
- Database design (ERD)
- Final project documentation

### **Project Design and Implementation**

The application was designed as a mobile-first platform with a structured navigation system:

- Home
- Find a Local Group
- Browse Events
- My Events
- Shop VGG
- Veteran Links
- Profile

## **Testing and Evaluation/Validation**

Moderated usability testing with three participants representing target personas.

### **Metrics**

- Task completion rate
- Time to complete tasks
- User feedback
- Navigation efficiency

### **Findings**

#### **Strengths**

- Intuitive navigation
- Clean UI design
- Effective filtering system
- Strong theme alignment with military audience

#### **Issues Identified**

- Confusion between “Group Type” and “Event Type”
- Some labels unclear (e.g., “My Local Golf Club”)
- Limited filtering options
- Minor spacing issues in UI

### **Ethical Considerations**

- Protecting user data (emails, location, etc.)
- Ensuring inclusive environments (especially for women veterans)
- Avoiding misuse of veteran-only spaces

### **Challenges Encountered**

- Maintaining consistent UI across multiple personas
- Designing realistic data flows without backend coding
- Balancing feature complexity with usability

### **Solutions**

- Standardized layout and navigation
- Used persona-driven design decisions
- Iterative improvements based on feedback

### **Future Work**

- Implement real backend (Firebase or MySQL)
- Add messaging/chat system
- Add performance tracking for golf stats
- Expand event management features

## **Ford, Darien**

### **VGG Database Design**

#### **ERD**

##### **1. Users Table**

Stores all user profile data.

Fields:

- user\_id, Primary Key
  - first\_name
  - last\_name
  - email
  - password
  - phone
  - location
  - branch
  - mil\_rank
  - gender
  - skill\_level
  - created\_at
- 

##### **2. Groups Table**

Fields:

- group\_id, Primary Key
  - group\_name
  - group\_type (Men, Women, Mixed)
  - description
  - location
  - created\_by, Foreign Key → Users
  - created\_at
- 

##### **3. GroupMembers Table**

Fields:

- group\_member\_id, Primary Key

- group\_id, Foreign Key → Groups
  - user\_id, Foreign Key → Users
  - role (Admin, Member)
  - join\_status (Pending, Approved)
  - joined\_at
- 

#### 4. Events Table

Fields:

- event\_id, Primary Key
  - event\_name
  - event\_type (Outing, Tournament, Clinic)
  - skill\_level
  - event\_date
  - event\_time
  - location
  - course\_id, Foreign Key → GolfCourses
  - group\_id, Foreign Key → Groups
  - max\_players
  - created\_by, Foreign Key → Users
- 

#### 5. EventParticipants Table

Fields:

- participant\_id, Primary Key
  - event\_id, Foreign Key → Events
  - user\_id, Foreign Key → Users
  - status (Joined, Waitlisted)
  - joined\_at
- 

#### 6. GolfCourses Table

Fields:

- course\_id, Primary Key
- course\_name
- address
- city
- state
- zip\_code
- course\_type (Public, Private, Semi-Private)

---

## 7. VeteranLinks Table

Fields:

- link\_id, Primary Key
- organization\_name
- description
- website\_url
- category
  - Example values:
    - Support
    - Golf Programs
    - Tickets/Events

---

## 8. Products Table

Fields:

- product\_id, Primary Key
- product\_name
- description
- price
- category
- color
- stock\_quantity

---

## 9. Orders Table

Fields:

- order\_id, Primary Key
- user\_id, Foreign Key → Users
- order\_date
- total\_amount
- payment\_method
- order\_status

---

## 10. OrderItems Table

Fields:

- order\_item\_id, Primary Key
- order\_id, Foreign Key → Orders
- product\_id, Foreign Key → Products
- quantity
- price

Ford, Darien

VGG User Task List

## **Veteran Golf Gang User Task List**

### **User Role 1: New Veteran User**

#### **Task 1: Create an account**

##### **Motivation:**

The user wants access to the Veteran Golf Gang platform and its features.

##### **Steps:**

1. Open the application
2. Select sign up
3. Choose Google sign-up or another registration option
4. Complete account verification
5. Confirm successful account creation

#### **Task 2: Select branch of service**

##### **Motivation:**

The user wants the app experience personalized to military background and community.

##### **Steps:**

1. Open branch selection screen
2. Choose branch of service
3. Confirm selection
4. Continue to profile setup

#### **Task 3: Complete profile setup**

##### **Motivation:**

The user wants to build a usable profile so the system can recommend groups, events, and clubs.

##### **Steps:**

1. Enter year joined
2. Select military status
3. Select rank
4. Optionally enter local golf club
5. Save profile information

#### **Task 4: Find a local group**

##### **Motivation:**

The user wants to connect with nearby veterans who share an interest in golf.

##### **Steps:**

1. Open home screen
2. Select “Find a Local Group”
3. Browse or filter group results
4. Select a group
5. View details or request to join

#### **Task 5: Browse events**

##### **Motivation:**

The user wants to find golf activities that match schedule, skill level, and location.

##### **Steps:**

1. Open events section
2. Browse upcoming events
3. Apply filters if needed
4. Select an event
5. View event details

#### **Task 6: Join an event**

##### **Motivation:**

The user wants to participate in a golf outing, clinic, or tournament.

##### **Steps:**

1. Open event details
2. Review date, time, and location
3. Select join event
4. Confirm participation
5. View joined event in My Events

#### **Task 7: View my events**

##### **Motivation:**

The user wants to keep track of scheduled golf activities.

##### **Steps:**

1. Open My Events
2. Review joined events
3. Check event dates and locations
4. Open an event for details if needed

**Task 8: View local golf club information****Motivation:**

The user wants details about a nearby golf course or preferred local club.

**Steps:**

1. Open “My Local Golf Club”
2. Review course details
3. View club amenities, contact info, and event listings
4. Decide whether to attend or learn more

**Task 9: Access resources****Motivation:**

The user wants support information and beginner-friendly guidance.

**Steps:**

1. Open Resources
2. Browse available resource categories
3. Select a topic
4. Read or save helpful information

**Task 10: Manage profile****Motivation:**

The user wants profile details to remain accurate and current.

**Steps:**

1. Open Profile
2. Review current profile information
3. Select edit profile
4. Update details
5. Save changes

## **User Role 2: Returning Veteran User**

### **Task 11: Log in**

#### **Motivation:**

The user wants to access their account and continue using the platform.

#### **Steps:**

1. Open application
2. Select log in
3. Enter account credentials
4. Authenticate successfully
5. Access home screen

### **Task 12: Review dashboard / home screen**

#### **Motivation:**

The user wants a quick overview of main actions and upcoming activity.

#### **Steps:**

1. Log in
2. Review welcome area
3. Select from main actions such as groups, events, or golf club
4. Continue to desired section

### **Task 13: Create a women-only group**

#### **Motivation:**

The user wants to build a safe, comfortable environment with other women veterans.

#### **Steps:**

1. Open Groups
2. Select Create Group
3. Enter group name and description
4. Select group type as “Women Veterans Only”
5. Enable approval required for joining
6. Create group

### **Task 14: Manage group membership**

#### **Motivation:**

The user wants to ensure only eligible women veterans join the group.

#### **Steps:**

1. Open created group
2. View pending join requests
3. Review user profiles
4. Approve or deny requests
5. Monitor group members

**Task 15: Find women-only golf games****Motivation:**

The user wants to participate in events that match her comfort level.

**Steps:**

1. Open Events
2. Apply filter for “Women Only”
3. Browse filtered events
4. Select an event
5. View event details

**Task 16: Join a women-only event****Motivation:**

The user wants to engage in a safe and inclusive golf activity.

**Steps:**

1. Open selected event
2. Confirm women-only restriction
3. Select Join Event
4. Confirm participation
5. View event in My Events

**Task 17: Customize event filters****Motivation:**

The user wants to avoid uncomfortable or mismatched environments.

**Steps:**

1. Open Events
2. Apply filters such as women-only, skill level, and distance
3. Save preferences
4. Review updated event results

**Task 18: Create a women-only golf event****Motivation:**

The user wants to organize events specifically for women veterans.

**Steps:**

1. Open Events
2. Select Create Event
3. Enter event details
4. Set event type to “Women Only”
5. Define skill level and participant limit
6. Publish event

### **User Role 3: Returning Veteran User**

#### **Task 19: Log in**

##### **Motivation:**

The user wants to access their existing account.

##### **Steps:**

1. Open application
2. Select Log In
3. Enter credentials
4. Authenticate successfully
5. Access home screen

#### **Task 20: Review dashboard / home screen**

##### **Motivation:**

The user wants a quick overview of main actions and upcoming activity.

##### **Steps:**

1. Log in
2. Review welcome area
3. Select from main actions such as groups, events, or golf club
4. Continue to desired section

#### **Task 21: Filter events by branch and experience level**

##### **Motivation:**

The user wants to find events that match their military background and skill level.

##### **Steps:**

1. Open Events
2. Apply branch filter such as Army, Air Force, etc.
3. Apply skill level filter such as beginner, intermediate, advanced
4. Review filtered results
5. Select an event

#### **Task 22: Find advanced or competitive play**

##### **Motivation:**

The user wants more challenging and competitive golf experiences.

##### **Steps:**

1. Open Events
2. Apply advanced or competitive filter
3. Browse available events
4. Select event
5. Review requirements and join

**Task 23: Join a group based on preferences****Motivation:**

The user wants to connect with veterans who match their interests and experience level.

**Steps:**

1. Open Groups
2. Apply filters such as branch or skill level
3. Browse group results
4. Select a group
5. Request to join

**Task 24: Track participation and activity****Motivation:**

The user wants to monitor involvement and engagement over time.

**Steps:**

1. Open My Events
2. Review past and upcoming events
3. Check participation history
4. Use information to plan future activity

- Add push notifications

## Screenshots

Home/Login



Frame 6



Google Sign Up



Frame 7



Frame 12



Frame 13



Frame 14



iPhone 17 - 1



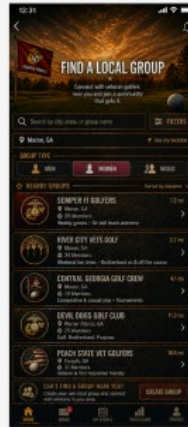
iPhone 17 - 2



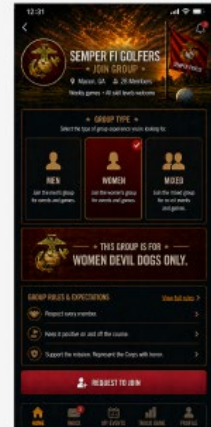
iPhone 17 - 3



iPhone 17 - 4



iPhone 17 - 5



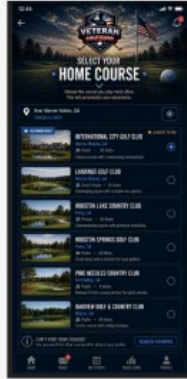
Frame 1



Frame 2



Frame 3



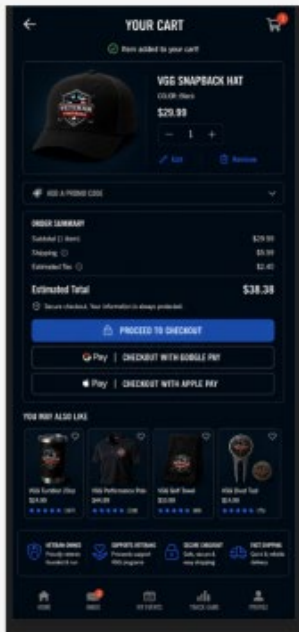
Frame 4



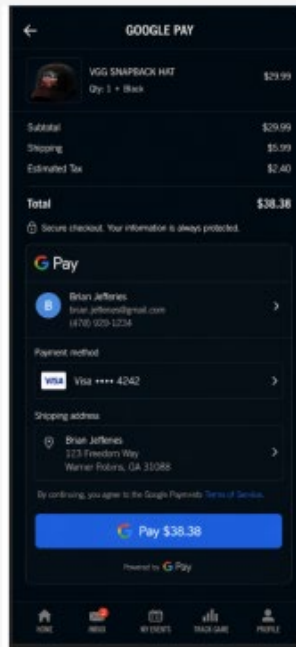
Frame 5



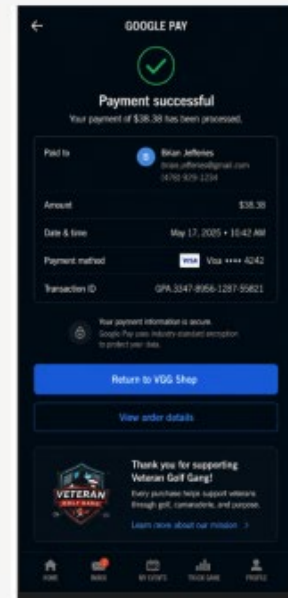
Frame 14



Frame 15



Frame 16



## References

OpenAI. (2026). *ChatGPT (GPT-5.3) [AI image generation and design tool]*. ChatGPT (OpenAI) was used to generate prototype images and assist with interface design. All outputs were reviewed and adjusted to meet project requirements.

<https://chat.openai.com/>

Wounded Warrior Project. (n.d.). *Support for wounded veterans*.

<https://www.woundedwarriorproject.org/>

Veteran Golfers Association. (n.d.). *VGA programs and events*.

<https://www.vgagolf.org/>

PGA of America. (n.d.). *PGA HOPE (Helping Our Patriots Everywhere)*.

<https://www.pga.com/hope>

Vet Tix. (n.d.). *Tickets for troops and veterans*.

<https://www.vettix.org/>

Game Day for Heroes. (n.d.). *Supporting veterans through experiences*.

<https://gamedayforheroes.org/>